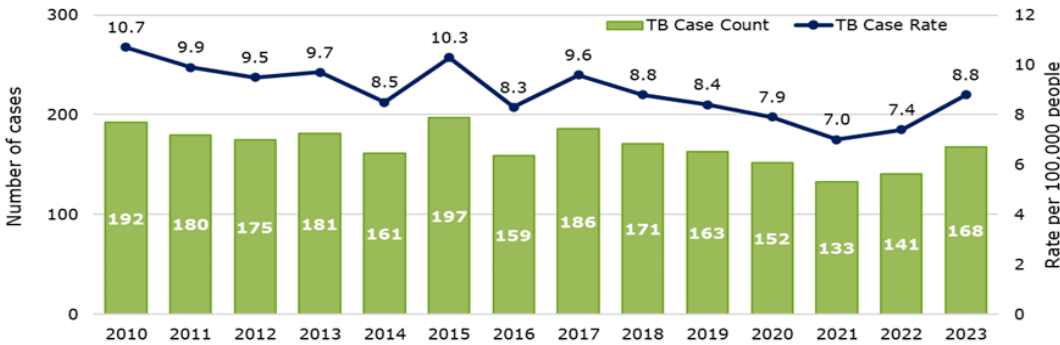
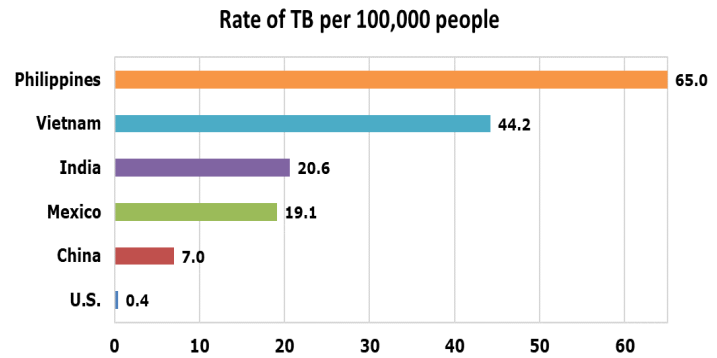
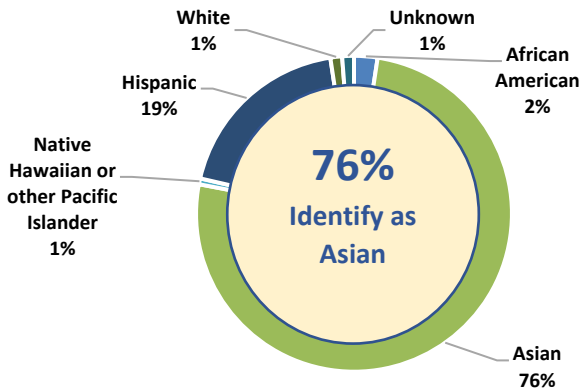


Tuberculosis

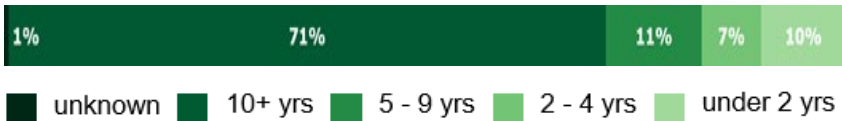
2023 data for Santa Clara County



19% increase
in tuberculosis
(TB) cases from
2022 to 2023

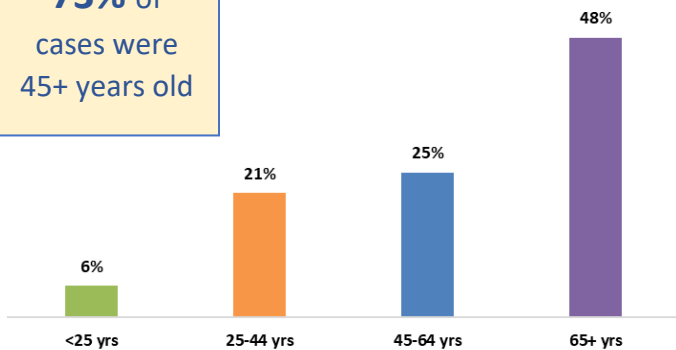


Case rate is highest in those born in the **Philippines**



82% of cases born outside the U.S. have lived here for **5+ years**

73% of cases were 45+ years old



CHARACTERISTICS (N = 168)

- 36% had at least one comorbidity (similar to 2022)
- 26% had diabetes mellitus, the most common comorbidity (similar to 2022)
- 15% displayed resistance to any of the four first-line drugs (decreased from 17% in 2022)
- 8% died with TB or while on TB treatment (increased from 6% in 2022)

Source: Santa Clara County Public Health Department, California Reportable Diseases Information Exchange (CalREDIE) system, data as of January 30, 2024, and are provisional.